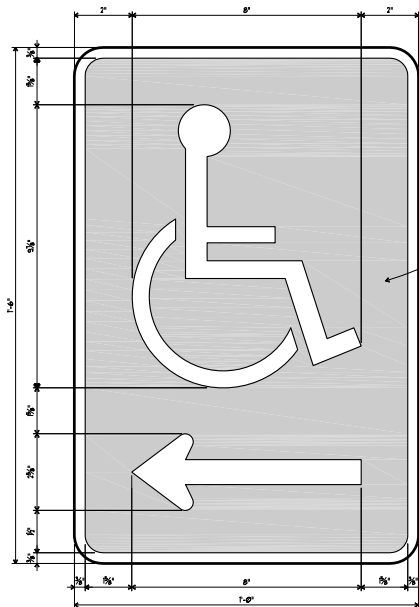
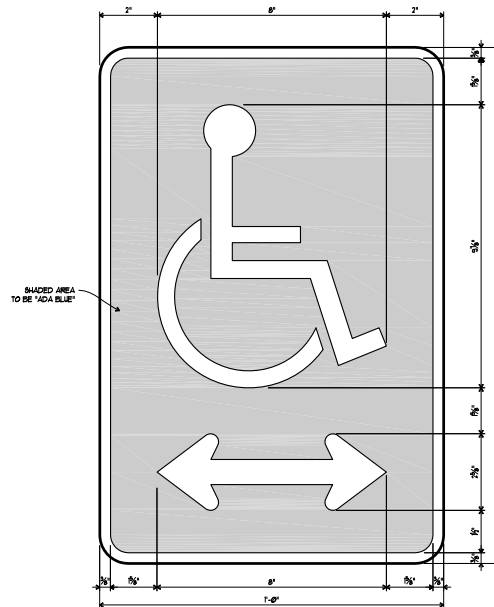




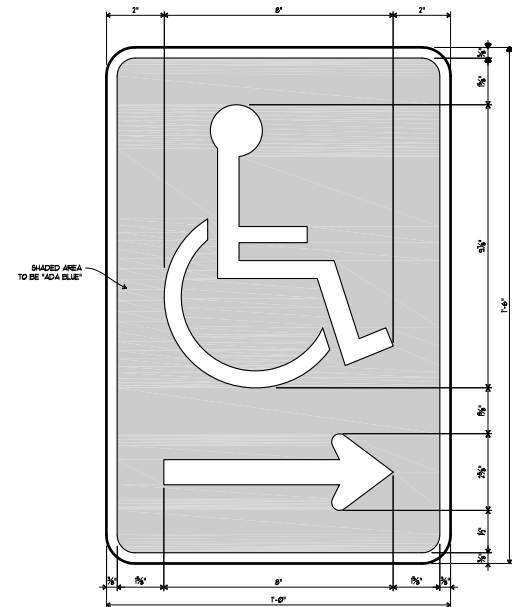
SIGN "A"  
Scale: 6" = 1'-0"



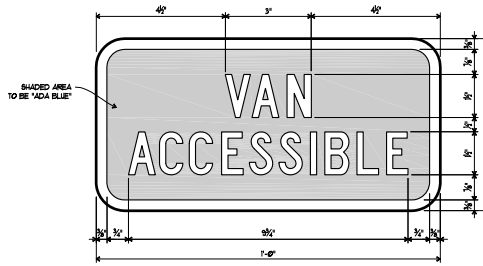
SIGN "C1"  
Scale: 6" = 1'-0"



SIGN "C2"  
Scale: 6" = 1'-0"



SIGN "C3"  
Scale: 6" = 1'-0"



SIGN "B"  
Scale: 6" = 1'-0"

**\*\* MOUNTING HEIGHT NOTES \*\***  
SIGN "A", "C1", "C2", & "C3" WILL BE LOCATED 6'-0" FROM TOP OF PAVING TO BOTTOM OF SIGN.  
SIGN "B" WILL BE LOCATED 1" FROM THE BOTTOM OF SIGN "A" TO THE TOP OF SIGN "B".

THE UNIVERSITY OF MISSISSIPPI  
FACILITIES PLANNING DEPARTMENT  
300 UNIVERSITY BLVD., SUITE 100  
TUPAC, MISSISSIPPI 38901  
TELEPHONE: 662.915.6767 • FACSIMILE: 662.915.6788



PROJECT NO:  
• UM2010060  
CAD FILE NO:  
• 10060A1  
DATE ISSUED:  
• 23 AUG 2010  
DRAWN BY:  
• bdp  
CHECKED BY:  
• CMH  
REVISION/DATE:  
•

PROJECT TITLE  
CAMPUS WIDE  
ADA IMPROVEMENTS  
UNIVERSITY, MS

SHEET NUMBER

A1

— of —